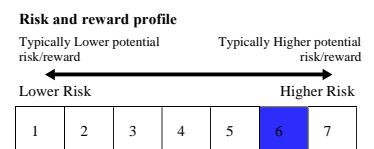
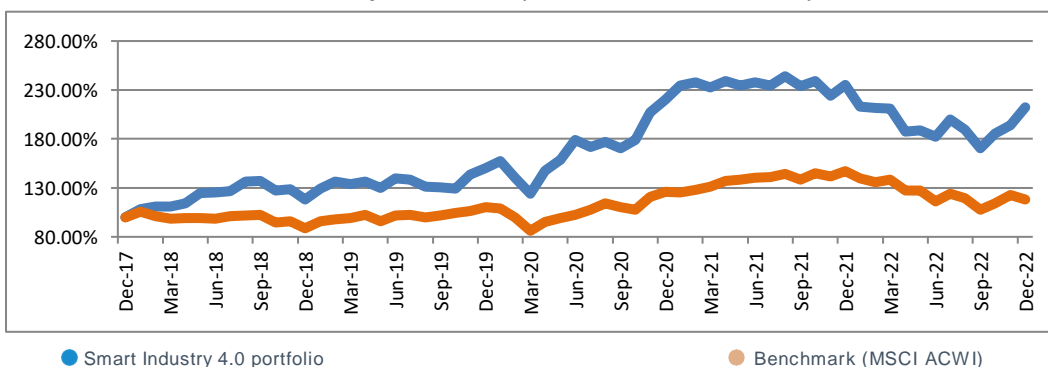




Investment portfolio “Smart Industry 4.0” is the opportunity to make profit from the development of future technologies. The structure of the portfolio is balanced between companies that are well established and of significance in the global economy and smaller-scale players in promising segments, which are just starting their rapid development.

Investment type	Individual Portfolio
Asset class	Stocks
Currency	USD
Minimum investment amount	10 000 USD
Geographical focus	Global markets
Investment limitations	stocks of public companies from innovative sectors of the global economy
Recommended investment horizon	More than 3 years
Expected return	Benchmark MSCI ACWI
Subscription fee	0.50%
Management fee	1.50% per year


Historical performance of “Smart Industry 4.0” model portfolio (01.01.2018=100)



+112.40%*

+24.20%

* Backtesting of «Smart Industry 4.0» model portfolio from 01.01.2018. Past performance does not guarantee future profitability. Annual compound growth rate reached +22.48%, thus outperforming benchmark by 4.64 times.



«SMART INDUSTRY 4.0»:
**INVEST IN FUTURE
 TECHNOLOGIES AND GET
 RETURN FROM
 COMMON HUMAN PROGRESS**

«Smart Industry 4.0» offer investments in shares of companies which lead the way in selection processes, defining the new outline of the modern world and widening economic boundaries under ESG principles, including:

Biotechnology
 Medical Equipment
 Bioinformatics

Artificial Intelligence

Drones, Robotics and Automatization
 3D printing
 Nanotechnology
 Car and Aviation Industry

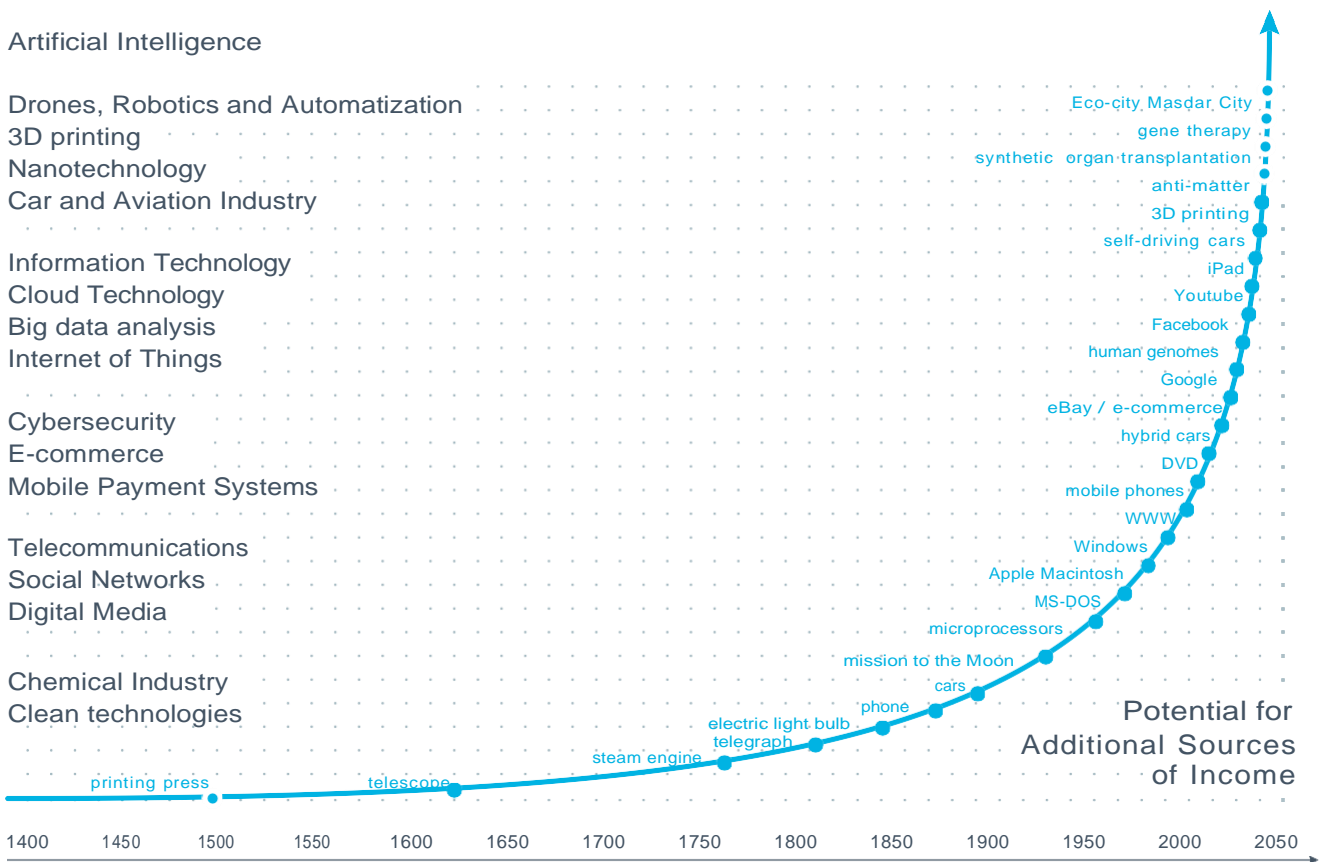
Information Technology
 Cloud Technology
 Big data analysis
 Internet of Things

Cybersecurity
 E-commerce
 Mobile Payment Systems

Telecommunications
 Social Networks
 Digital Media

Chemical Industry
 Clean technologies

**EXPONENTIAL GROWTH
 OF TECHNOLOGICAL DEVELOPMENT**



DISCLAIMER: This overview (including any attachment (-s)) does not constitute a request, offer, recommendation or invitation of any kind to buy, sell or redeem any financial instruments or to conclude and/or to perform other transactions of any kind. The authors of the information presented in this overview, as well as Golden Eagle Capital Advisors, Inc., an SEC Registered Investment Advisor, legal address 747 Third Avenue, 2nd Floor, New York, NY, 10017, United States of America, hereinafter referred to as “GECA”, both together and individually, are not liable for possible use of the information presented in this overview, including any direct or indirect damages (including lost profits), as well as any penalties. Evaluations, opinions and forecasts presented in this overview are based solely on the GECA’s specialists’ conclusions regarding financial instruments and issuers considered in this overview. While the information contained in this overview is obtained from sources believed to be reliable, GECA does not guarantee its accuracy and completeness. Any of your investment decision should be fully based on your assessment of your personal financial circumstances and investment objectives. GECA draws your attention to the fact that transactions in the securities and financial instruments market involve risk and require appropriate knowledge and experience. The Smart Industry 4.0 portfolio was launched on September 3, 2018. Data prior to the launch date is back-tested data (i.e. calculations of how the index might have performed over that time period had the index existed). There are frequently material differences between back-tested performance and actual results. Past performance whether actual or back-tested is no indication or guarantee of future performance.

INDEX METHODOLOGY: The index is based on the MSCI Global Investable Market Indexes (GIMI) Methodology —a comprehensive and consistent approach to index construction that allows for meaningful global views and cross regional comparisons across all market capitalization size, sector and style segments and combinations. This methodology aims to provide exhaustive coverage of the relevant investment opportunity set with a strong emphasis on index liquidity, investability and replicability. The index is reviewed quarterly—in February, May, August and November—with the objective of reflecting change in the underlying equity markets in a timely manner, while limiting undue index turnover. During the May and November semi-annual index reviews, the index is rebalanced and the large and mid-capitalization cutoff points are recalculated. The MSCI ACWI captures large and mid-cap representation across 23 Developed Markets (DM) and 26 Emerging Markets (EM) countries*. With 2,852 constituents, the index covers approximately 85% of the global investable equity opportunity set.